



2023 BYO iPad Program Information



Contents

**About iPads at Bull Creek
PS**

BYOD Strategic Timeline

**Device Purchasing
& Requirements**

Device Setup

**Mobile Device
Management**

**Responsibilities &
Maintenance**

**Parental Controls &
Misuse**


**Cyber Safety & Cyber
Bullying**

Social Media & Privacy

App Information

**Frequently Asked
Questions**

**Technologies
Usage Agreement**



About BYOD iPads at Bull Creek PS

The 1:1 Bring Your Own iPad Program will commence at Bull Creek Primary School in 2023. The BYO program targets Year 3 students initially and students from K-6 have access to shared school devices.

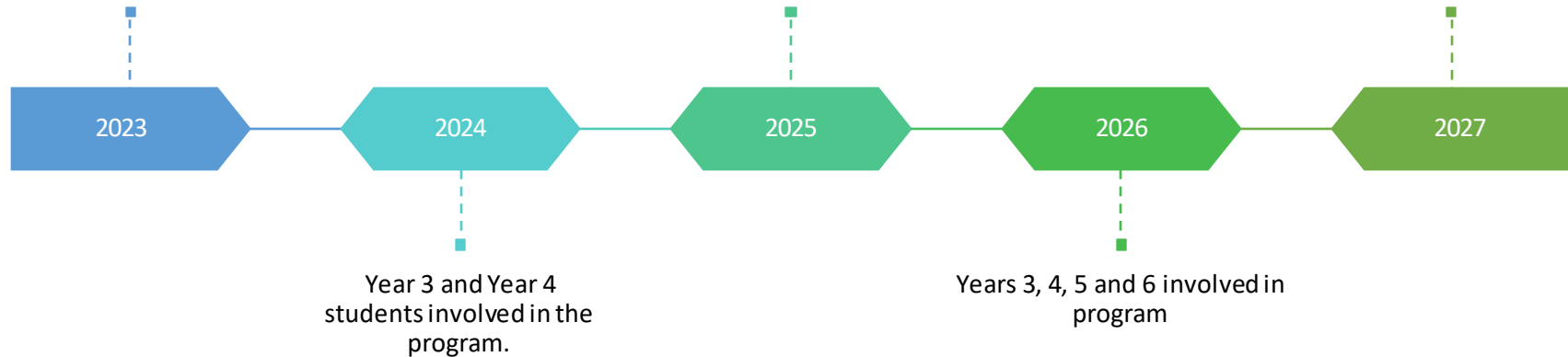
Our vision for integrating a 1:1 BYO iPad Program is to enhance learning through the use of readily available technology, allowing access to devices and catering for flexible learning opportunities.

In developing this program, we strive to see a connection with home environments, readily available access for students to connect with content at a hyper-personalised level and flexible learning opportunities. This document provides you with thorough information regarding purchasing options and recommendations, as well as answers to questions you may have regarding the program.



BYOD iPads Timeline at Bull Creek PS

The 1:1 Bring Your Own iPad Program will commence at Bull Creek Primary School in 2023 with Year 3 students.



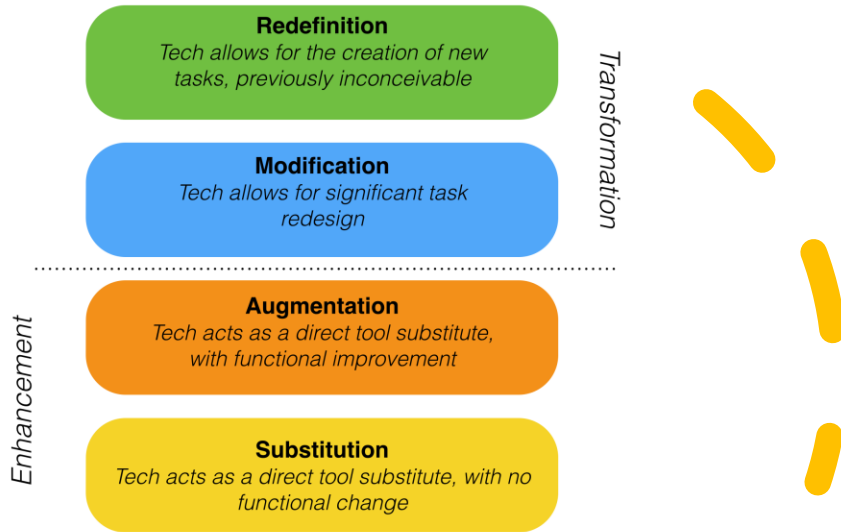
Pedagogy First, Technology Second

- Pedagogy refers to an approach to teaching that influences student learning.

- Bull Creek Primary School embraces explicit teaching as well as inquiry-based learning. When developing lessons for students, there is consideration for a balance of instructional strategies to support student learning. Students still regularly engage with their peers, hands-on materials, or writing implements as part of their learning experiences.

- iPads allows students opportunities to record their voice, photograph, video and go further beyond what was usually possible in a traditional classroom. Some examples of student learning are featured on the following pages.

- Teaching staff refer to a reflective model (iPAD) based on SAMR (substitution, augmentation, modification, redefinition) developed by Dr Ruben Puentedura. This helps to determine the appropriate integration of technology into lesson design, ensuring that this enhances learning.



Device & Purchasing Requirements

Requirements

To ensure compatibility with the school system & classroom needs, we recommend the following devices:

- iPad (9th Gen - recommended)
- iPad (8th Gen)
- iPad (7th Gen)
- iPad Pro

Recommended Accessories

- Headphones
- Protective casing
- Screen protector
- Stylus - recommendations include a generic stylus, Apple Pencil (1st or 2nd Gen as compatible with your device), or LogiTech Crayon.

+Apple Care

Apple Care can be purchased for a small additional cost and provides a warranty. More information can be found here: <http://www.apple.com/au/support/products/>

Insurance

Insurance is an important consideration for the device your child brings to school. You can discuss insurance cover for the device with your home and content provider and adding this item to your existing cover.

Purchasing (Winthrop Australia)

Bull Creek Primary School has partnered with Winthrop Australia, to provide iPads at a discount price to the parent community. Parents are not required to purchase their devices from Winthrop Australia, but doing so does offer the following benefits:

- discounted education pricing;
- optional two years AppleCare+ extended warranty;
- optional two years of insurance;
- service and insurance support;
- free shipping to your home address.
- the MDM system (JAMF) will be automatically uploaded onto iPads that are bought directly from Winthrop.

Some parents may wish to purchase devices as a Christmas present for their child before their child transitions to the new year level. Families wishing to take up this option may place an order online with Winthrop Australia at <https://sales.winaust.com.au/shop/bullcreekprimary>



Device Set up

- As soon as you turn your iPad on the instructions will take you through the process of setup. At the beginning of the school year, new devices to the program will be collected by the school and the JAMF supervision profile will be added to the device which allows the school to add all the education apps for free. This process will wipe the device clean, so we do recommend that you don't add too much to new devices before sending them into school.
- It is important to note that you **CANNOT** restore a backup after JAMF has been added, so any files or photos should be saved to another device prior to the install.

App & File Organisation

- Student devices are first and foremost a tool for learning. There is an expectation that the iPad is free of inappropriate or age restricted apps. To organise iPads, please separate apps you use at home from those dedicated to school. We recommend establishing a 'school' page, with screens relating to the needs at school and establishing a 'home' page which has the apps your child uses at home.



What is Mobile Device Management? (MDM)

Before you can join the MDM program

The process of joining the MDM program involves wiping the iPad. For this reason, you need to have a backup of your iPad or else anything on it will be lost. In addition to performing a backup, you will also need to ensure that “Find my iPad” is turned off on the iPad. If “Find my iPad” is still turned on, the school’s technician will be unable to wipe the iPad and enrol it into the MDM program. You will also need to make sure that you have signed out of your Apple ID on the iPad prior to enrolling the MDM program.

What to expect when your iPad is returned:

The iPad will have been wiped - so all apps and data will have been removed. We expect for this to occur in the first week of school. The student’s iPad is wiped as part of the process of enrolling in the MDM program. This removes all settings, apps, and documents. After it is first turned on again you will see the standard Setup Assistant, with one notable change - You will be asked to allow Bull Creek PS to automatically configure your iPad. You may re-configure the iPad as you like after this - including logging back into your own Apple ID, and downloading any of the apps you had previously purchased. However, please note that being part of the MDM program means you do not need to use an Apple ID at all in order to use the apps that Bull Creek Primary School provides for you.

Some apps will install automatically when connected to WiFi. Apps that Bull Creek Primary School has assigned to your student iPad will start installing automatically once the iPad is re-connected to WiFi. One of these apps that will automatically install is called “ZuluDesk Student”. This app will allow you to install or remove any apps that are assigned to you.

JAMF Client also runs in the background to allow the student’s device to receive messages - and to inform the JAMF servers of the device’s location. The first time JAMF Client is run, it will ask for permission to “Send You Notifications”, and to “access your location”. Please select Allow on both of these options to enable this functionality.

1
Back up files and photos to another device via Airdrop or Transfer.

1

2
Sign out of any Apple ID's used on the device and make sure 'Find My iPad' is off.

2

3
Bring your device into school to have the JAMF profile installed.

3

Responsibility & Maintenance

Home Responsibilities

- Charge iPad to at least 90% for each day.
- Ensure more frequent Automatic or Manual updates occur for apps and the device.
- Make sure the iPad has enough storage space to accept any work or activities from the teacher.

Classroom Responsibilities

- Students will manage academic work in a classroom workflow (storing work and submitting to Seesaw).
- Safe storage of the device in classrooms throughout the day.

Storage - Organise, Back Up and Removal.

It is important to organise the iPad regularly to allow for updates and new work. For those who wish to keep certain photos, videos, documents etc iCloud is recommended as an option.

Cleaning Your iPad Maintain the iPad screens and covers by cleaning on a Termly basis.

Read the following link to get more information:
<http://www.wikihow.com/Clean-Your-iPad>

Updating the Operating System and Apps

The little red bubble with '1' written in it sits on the top of your 'Settings' app, meaning that your current operating system requires an update. In regards to the apps, if your iPad isn't setup to automatically update them then you need to go to the app store on the iPad and see if updates are required.



Parental Controls and Expectations at School



Parental controls

Parental controls assist parents to monitor and limit what their children do online while at home. There are 'screen time' settings which offer different features and capabilities, but it is important to know that you need to be vigilant and monitor what your child is doing even with these in place. Most of the settings or apps:

- can block children from accessing specific websites, protocols or applications
- filter different kinds of content, like inappropriate content
- enable parents to monitor use with reports on sites that are accessed
- understand and monitor the length of time spent on apps.
- can be used to set time limits
- can enable blocking access after a set time which can reduce screen time. Click [here](https://support.apple.com/en-us/HT201304) for information on how to find and use screen time on iPad to establish restrictions: <https://support.apple.com/en-us/HT201304>

Expectations at school

- Students are made aware of the expectations of the BYO iPad program in a positive way to ensure they understand how to use the device appropriately. This forms part of the approach at our school to develop strong routines across the first 6 weeks of school. Students are required to sign a 'Student Usage Agreement' form before they start the BYO iPad program, which is completed at enrolment. Students who are found to breach this user agreement or to be using the iPad in an unacceptable or inappropriate way will be managed depending on the severity of the misuse. The misuse of devices may result in a temporary loss of the use of the iPad, confiscation of the iPad for a period of time or the student being removed from the BYO iPad program



Cyber Safety and Cyber Bullying

Cyber Safety

- Cyber safety is the safe and responsible use of information and communication technologies, such as the internet, social media, online games, smart phones, tablets and other connected devices. Cyber safety education provides students with the knowledge and skills they need to stay safe in online environments. It involves acknowledging the benefits and opportunities offered by the online world, while understanding the risks and avoiding potential harms. At Bull Creek PS we take every precaution to make sure all students and staff are educated on cyber safety. Staff undertake regular Professional Learning and students undertake rigorous cyber safety units of work during their Health lessons.

Cyber Bullying

- Technology provides individuals with a powerful means of communicating instantly with others in both positive and negative ways. Cyberbullying is ongoing on repeated bullying that takes place over digital devices like cell phones, computers, and tablets. Cyberbullying can occur through SMS, text, apps, social media, forums, or gaming where people can view, participate in, or share content. Cyberbullying can take many forms, including posting mean comments or messages, excluding or ignoring someone, tricking or humiliating them through fake accounts, or sharing a photo or video that will make them feel bad.

The most common places where cyberbullying occurs are:

- Social Media, such as Facebook, Instagram, Snapchat, and Tik Tok
- Text messaging and messaging apps on mobile or tablet devices
- Instant messaging, direct messaging, and online chatting over the internet such as Facebook messenger or WhatsApp.
- Online forums, chat rooms, and message boards, such as Reddit
- Email
- Online gaming communities such as Minecraft or Roblox.

All bullying matters will be taken seriously and investigated with discretion, confidentiality and empathy. Disciplinary action will be taken when deemed necessary.

Online Safety Resources

- The Office of the Children's eSafety Commissioners Enhancing online safety for children site, leads online safety education for the Australian Government and protects Australian children when they experience cyberbullying by administering a complaints scheme - <https://www.esafety.gov.au/>
- The Department of Communications, Stay Smart Online is the Australian Government's online safety and security website, designed to help everyone understand the risks and simple steps we can take to protect our personal and financial information online - <https://www.cyber.gov.au/>
- The Australian Federal Police Thinkuknow website, is an Internet safety program delivering interactive training to parents, carers and teachers through schools and organisations across Australia - <http://www.thinkuknow.org.au/>
- The Common-Sense Media site rate, educate, and advocate for kids, families, and schools - <https://www.commonsensemedia.org/>
- The Bullying. No way! site has been created to promote positive learning environments where every student and school community member are safe, supported, respected and valued - <http://bullyingnoway.gov.au/>



Social Media & Privacy



social Media & Privacy

As per Department of Education (DoE) guidelines, Internet and Online Services provided to students will primarily be used for learning related activities and require informed parental consent, user agreements and appropriate management.

DoE provides online services to students in public schools for learning related activities and strives to protect students from exposure to inappropriate online material and activities. Students engage in learning about ethical and safe use through online platforms.

Lessons are consciously planned and implemented to enhance development of ICT skills and Digital Technologies understanding, in order to prepare them for an ever changing social, higher-education environment and future workforce. We encourage students and teachers to safely and ethically access the internet and email, use organisational tools and engage with resources to innovate and transform their teaching and learning.

Privacy

Staff, parents/carers and the community need to encourage students to be aware of the risks associated with some online activities and how to adopt protective online behaviour to protect them from exposure to inappropriate online material or activities, suggestions being:

- + • Keeping personal details private by using a nickname instead of a real name and always asking parents before giving out name, address or phone number online.
- Keeping usernames and passwords private.
- • Mindfully posting online and being positively constructive in response to others.

Once posted, a message can be difficult to remove.

Social Media

- The youngest age requirement for a social network is 13 years of age, some are even older. Most social media sites set minimum age requirements. This is primarily for safety reasons as young children don't understand the dangers of cyber predators, and because younger children have not yet developed the good judgement to know what's okay to post and what is not. They are also exposed to adult content which can be suggestive or inappropriate.

Cyberbullying is emerging as a pretty devastating and destructive outcome for young children as well.

We understand that some parents have used their parental discretion to allow their child to participate in social media at home, however at BCPS this will not be permitted.

NO SOCIAL MEDIA APPS WILL BE ACCESSIBLE AT SCHOOL.

There are many social networking sites, we ask that you be aware of sites your child is accessing at home.

If you have concerns for your child's online safety please access the Office of the Children's eSafety Commissioner at <https://www.esafety.gov.au/>

Apps



- All apps are provided at no cost to the student via the JAMF Student App following the enrolment and supervision of their device.

This includes a number of paid apps that the school has assessed and feels are valuable to support student learning and creation.

- The licences of these apps provided through JAMF are pushed out to the student devices remotely and then the device will be prompted to automatically download the apps when it next connects to a wifi connection.

- Parents **do not** need to access the app store or purchase any apps that are used as part of the BYO iPad Program.

- On completion of Year 6, or upon leaving the school, JAMF will be revoked from the device along with any school owned app licences attached to that device.

- Students and Parents are able to locate the apps that the school can provide at no cost by opening you child's JAMF Student App on their device once it has been setup.

- Students are free to download any of these apps as they need them but are encouraged to do this at home as the home wifi network will be much faster.

Frequently Asked Questions



Which device will best meet our needs?

Our BYO iPad establishment team, through researching other schools, has identified the Apple iPad as the preferred device to support students learning. Please see the options of iPad we recommend in the handbook.

Why that device?

The iPad and apps, allow our staff to expose students to learning that balances creativity with critical thinking in the enhancement of classroom experiences. The school currently has mainly Apple devices in classrooms and connected to our system.

What are the minimum device requirements?

We have identified the iPad (9th Generation) as the recommended device. For longevity of the device we also advise parents that earlier devices are not recommended as we cannot guarantee that they will be able to maintain required functionality over a three year period (considering device and app updates).

Will devices need to be insured and by whom?

Yes, it is highly recommended that devices are insured.

This will be the responsibility of the parents. Please consider that devices may simply be added to most home insurance policies and this should still cover them at school too. We suggest you discuss this with your insurance company directly.

Do other schools have 1:1 Programs?

Yes, an increasing number of primary schools have one to

A young girl with blonde hair, wearing a blue school uniform, is looking intently at a laptop screen. She is sitting at a wooden desk in a classroom. In the background, another student is visible, also working at a desk. The scene is brightly lit, suggesting a window with blinds is nearby.

What if my child's iPad has a cracked screen or breaks?

If you need to repair your child's iPad then please communicate this with the class teacher and if possible, have it repaired.

What is Mobile Device Management (MDM)?

Mobile device management allows the school to communicate with all devices enrolled in the program. This means the school can provide licences for apps to students, provide teachers and parents access to managing the device and how it is used.

Why does our device need to be supervised by JAMF (MDM)?

Supervision allows the MDM to communicate to devices and provide restrictions during school time if required. This allows teachers to manage all the devices in the classroom, while also allowing parents to manage the devices and apply restrictions remotely when the device is at home.

How will the internet be monitored?

Direct internet access will be monitored by individual classroom teachers. To support this, protections are also in place via the Department of Education while connected to the school Wi-Fi. These protections restrict students from accessing inappropriate websites.

Will students still learn to read and write?

Yes, reading and writing will still remain as the core foundations for learning. The introduction of devices simply provides more access to a range of resources to support this. It is important to note too, that devices will not be used for all learning or in place of reading and writing.

How much time will students be spending on the iPad each day?

In respect to our 1:1 device program, students will have a balanced distribution of activities in class time. Teachers will ensure planning includes breaks in lessons and active learning opportunities. Students will be taught about mindful usage of devices, which includes recognising balance and utilising varied digital and nondigital tools to demonstrate their learning.

How will devices be kept secure when at school?

Devices will be stored in a central location in the classroom when not in use. Classrooms will remain locked when unattended.

What happens if parents are not able to afford an iPad for their child?

In the event that parents are unable to supply a device, some school devices will be accessible to each class. It is important to note though, that while we will endeavour to meet the needs of every child we cannot guarantee one to one access at all times (students may have to share devices).

Who is responsible for maintaining devices?

Apple devices need to be updated regularly. Maintenance of devices will also include charging as it will not be possible to do in class. A responsibility cycle is available in the BYO Parent Handbook.

Will there be any limitations on what parents are expected to spend on additional apps?

All school based Apps will be provided to students free of charge. They will have access to these and can continue to use these as long as they remain at Bull Creek PS. There will be no additional expenses to parents unless they choose to purchase personal apps.

Where should parents go to purchase devices?

Bull Creek PS has partnered with Winthrop Australia to provide parents one easy source for purchasing devices, accessories and support/insurance. However, Parents are able to choose to source devices from wherever they can find the best deal.

Which accessories will students require with their device?


We strongly recommend all parents purchase a heavyduty protective case for their device and a screen protector. Students will also be required to use headphones at times and are welcome to use their own. All accessories must be labelled to clearly identify your child's name.

What will happen if a student is not using the device appropriately?

All students must sign the responsible user agreement included with the BYO iPad Parent Handbook. If they are not meeting the requirements of this agreement their access to using their device and/or the school network may be restricted for a period of time.

What is the life expectancy of the devices?

The life expectancy of the iPad (as determined by the warranty) is 2 years. However, we can confidently say that the device should last the three or more years of Primary schooling without needing to be replaced



Technologies Usage Agreements

Please see below for the permission form for your child to participate in the BYOD program.

This must be completed and returned prior to your child participating in the BYOD at school.





BYOD iPad Identification and User Agreement 2023

My Child _____ from Year _____ Room _____

will bring his/her personally owned iPad for learning purposes.

Please read, tick and sign to agreeing to the terms below:

- I understand my child's iPad is brought to school for educational purposes.
- I understand private insurance is my only option to claim loss or damage of my child's iPad.
- I understand my child's iPad cannot have a SIM card installed when it is brought to school.
- I understand my child's iPad must have a clearly labelled robust cover before it is used at school.
- I understand if my child breaches the Student Mobile Phones/ Devices in Public Schools Policy they may lose their Good Standing.
- I understand that access to the BYOD iPad is managed by JAMF School and Apple Classroom which teachers will use to manage devices.

My iPad Serial Number is: _____

Name Of Parent / Caregiver: _____

Signature of Parent / Caregiver _____

This document must be completed and returned to your child's teacher before they can use their iPad at school.