



Dear Parents and Caregivers,

The BYOD iPad opportunity for 2023 Years 3 fast approaching!

If you have an iPad at home or you have purchased a new device to participate in this program, please drop this off to the Bull Creek Primary Front Office on **Monday 29th November**. The iPad will then be added to our Jamf School Management System which will enable it to be fully functional when being used at Bull Creek Primary. Please remember the device needs to be capable of running IOS 15. Once the device has been added to Jamf School, you will be notified when it is ready to be collected. Unless the iPad is added to this system, it will not have the required security parameters and will not function as intended at school.

The information contained within this package outlines for you the steps involved in adding the device to the Jamf School Management program. Also included in this package is the user agreement **BYOD iPad Identification and User Agreement 2022** form. Please complete the user agreement and return it to school when you submit your device for enrolment in the Jamf School Management System.

If you are unable to deliver your device to school within the above-mentioned time, there will be opportunity for the device to be added to the system at the commencement of 2023.

Please return the BYOD iPad Identification and User Agreement 2023 to the Front Office. Any further queries please email Julie.McCarthy@education.wa.edu.au or louise.twist@education.wa.edu.au

Yours sincerely

Julie McCarthy
Deputy Principal

Louise Twist
STEM Coordinator

iPad Jamf School Management Program




Bull Creek Primary School uses Jamf School Management Program to support teachers, students and families. It ensures that all iPads within the school domain can be managed, setting school parameters to ensure students are engaged and focused on learning. Using this powerful management system, the school can deploy new apps, update existing apps, choose apps to include on the 'safe list' and monitor the use of the Wi-Fi. The school can purchase apps in bulk at a discounted price and quickly apply or remove the app remotely to the individual's iPad as required.

If you have any other Apple devices and have used the same Apple ID, check each device and ensure that the child's iPad is not listed as a registered device. If so, remove from the account. If any of these options are still turned on, the school's technician will be unable to wipe the iPad and enroll it into the Jamf School program, which will delay your child being able to use their iPad at school.

Before you can join the Jamf SCHOOL program

The process of joining the Jamf School program involves wiping the iPad. For this reason, you need to have a backup of your iPad.



What to expect when your iPad is returned

The iPad will have been wiped - so all apps and data will have been removed. The student's iPad is wiped as part of the process of enrolling in the Jamf SCHOOL program. This removes all settings, apps, and documents.

As the iPad is now enrolled to Jamf School, an Apple ID is not required to access school apps that Bull Creek Primary provides for you. If you choose you can log in to your Apple ID, to download any of the previously purchased apps and to download the last iPad backup. It may be worth considering setting up a new Apple ID for your child and then using the family sharing option - this way your child will not receive messages and calls etc., meant for you.

Jamf Parent

Parents can use this tool to manage their child's device and the use of:

- Camera
- Safari
- Mail
- Messages
- FaceTime
- Phone
- iTunes
- iBook's
- Game centre
- Social Networking
- Games Entertainment

































Scan the QR code to access the JAMF Parent Guide





An email will be automatically generated when your account is enrolled into to JAMF School For support in using this app to ;

<https://www.jamf.com/resources/product-documentation/jamf-parent-guide-for-parents/>

These apps will install automatically when connected to Wi-Fi.

Universal Apps for iPads Year 3

Reading Eggs 	Jamf Student 	Keynote 	Blocky for Dash and Dot 	Blue Bot 	Book Creator 
Canva 	Chatterpix Kids 	Draw and Tell 	Epic Books 	Excel 	Word 
PowerPoint 	OneDrive 	iMovie 	Kahoot 	Minecraft 	Lens 
NAP 	Padlet 	PicCollage Edu 	Poplet Lite 	Scratch Jnr 	Teams 
Seesaw 	Sphero Edu 	Lego Wedo 	Microbit 	Numbers 	Pages 

<p>Clips</p> 	<p>QR Reader</p> 	<p>Recycle Right</p> 	<p>Stop Motion Studio</p> 	<p>Mathletis</p>	<p>Kids A to Z</p>
--	--	--	--	------------------	--------------------